2º Primaria – Tercer trimestre

Publicado en El Sonido de la hierba al crecer

Autor pictogramas: Sergio Palao **Procedencia:** http://catedu.es/arasaac/ **Licencia:** CC (BY-NC-SA)
Ilustraciones de internet
Autora: María Olmos López



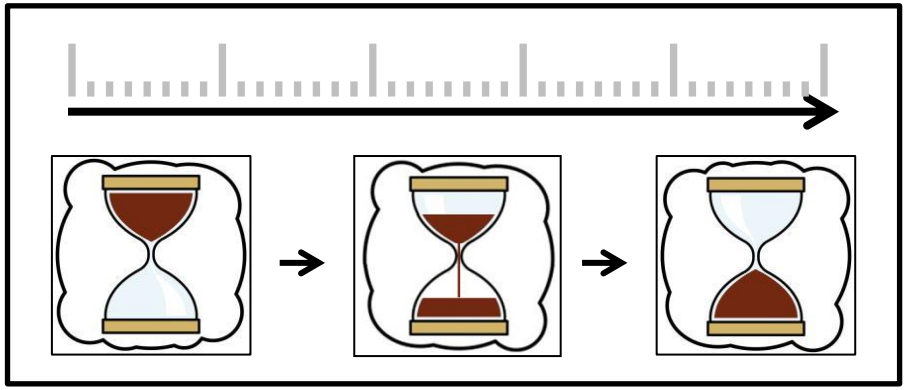

Descubro cómo medimos el tiempo

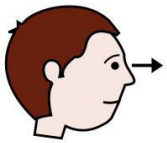

Mira

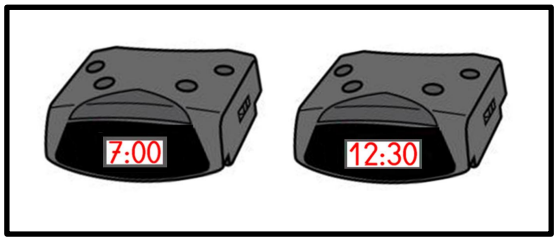

estos relojes

¿ 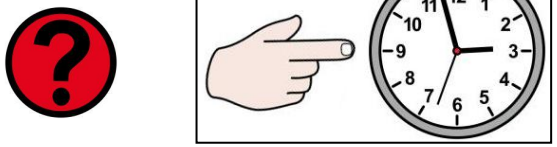 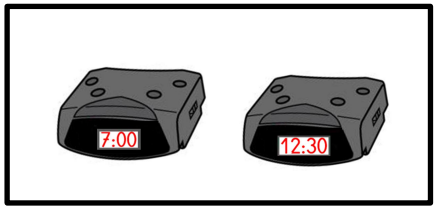 ?  .

¿ Qué hora señala cada reloj ? Une.



Las doce y media

Las siete en punto

¿ 

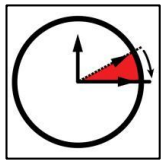


y
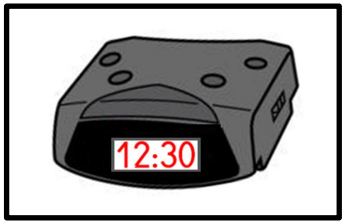

?

¿ Cuánto tiempo ha pasado entre las siete en punto y las doce y media?

Rodea

- 5 horas y media
- 3 horas y media
- 4 horas y media

¿ 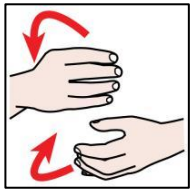 

y 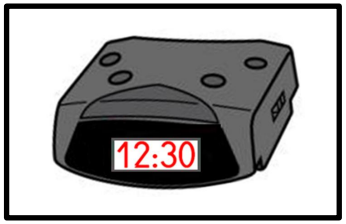

?

¿ Qué haces entre las siete en punto y las doce y media?

1º Levantarme

2º Desayunar

3º Vestirme

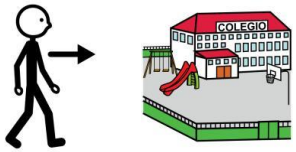

4º Ir al colegio





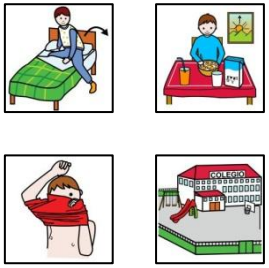

El reloj nos ayuda a organizar nuestras actividades diarias

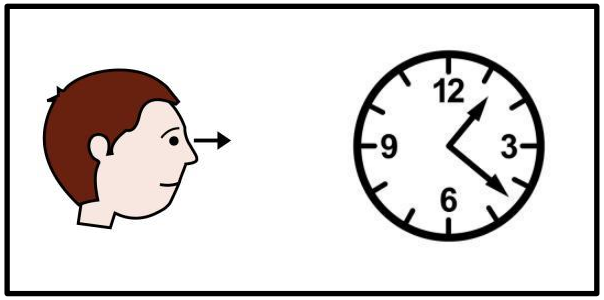

Miramos el reloj

para saber

qué

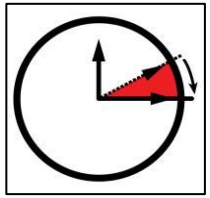

hora

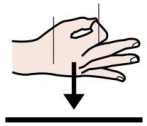

es

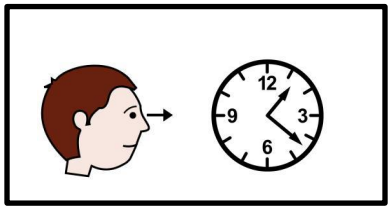



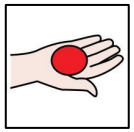

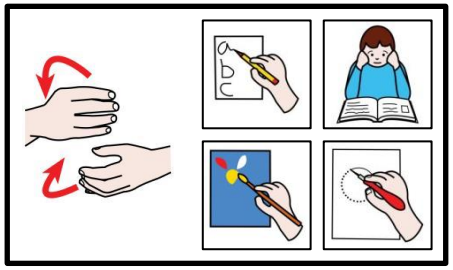

Miramos el reloj para saber cuánto tiempo tenemos para realizar tareas

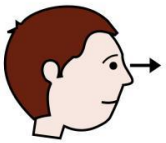



Mira estas imágenes

Febrero

Marzo

¿ 

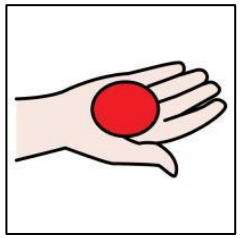

?

¿ Cuántos días tiene el mes de febrero ?

28 días

¿ 

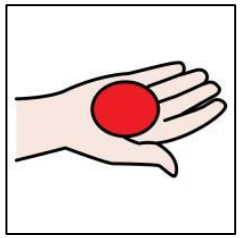

?

¿ Cuántos días tiene el mes de marzo?

31 días

¿ 

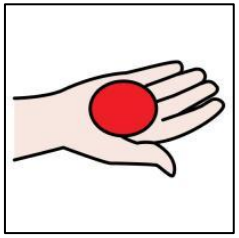

?

¿ Cuántas semanas de 7 días tiene el mes de febrero ?

3 semanas

¿ 

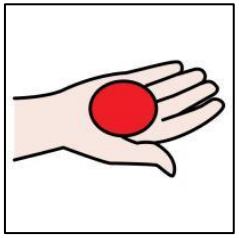

?

¿ Cuántas semanas de 7 días tiene el mes de marzo ?

4 semanas

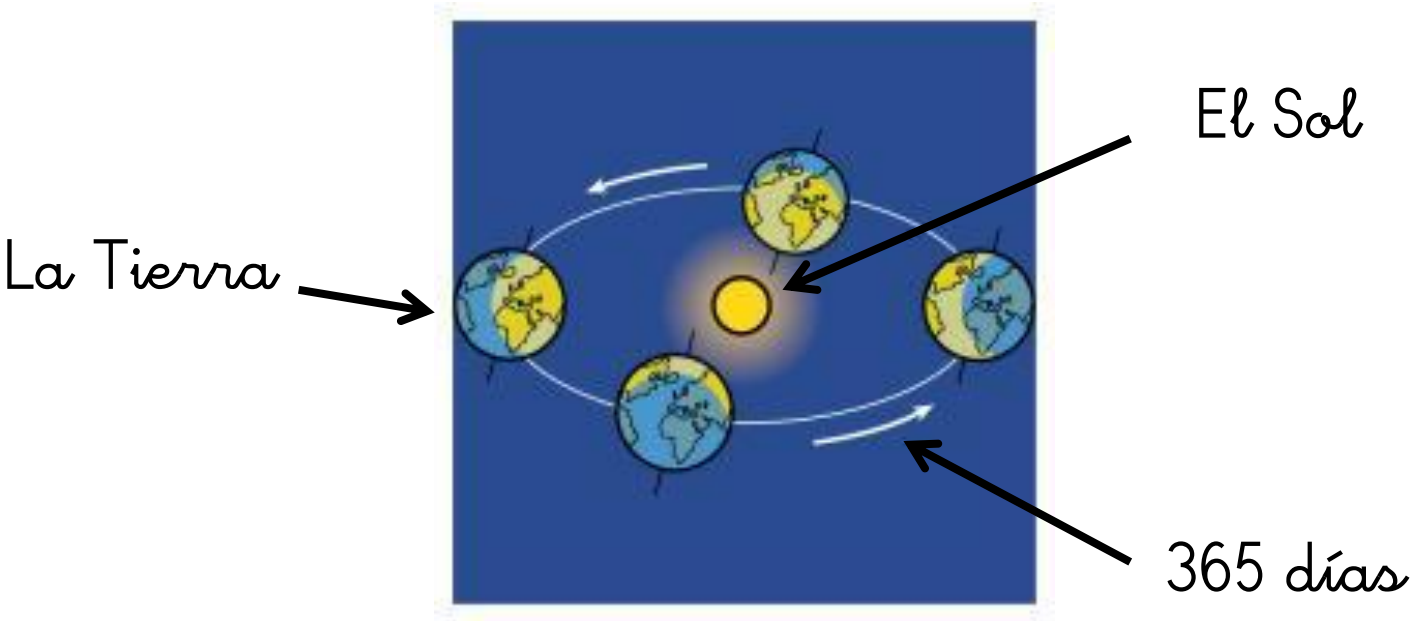

La Tierra tarda 365 días en dar la vuelta al Sol

365

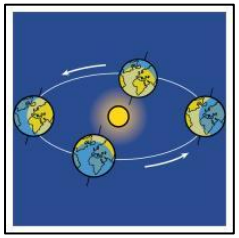

La Tierra tarda 365 días en dar la vuelta al Sol



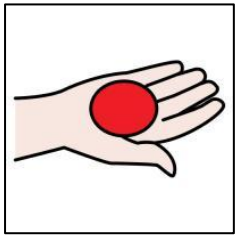

365

Un año tiene 365 días

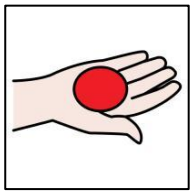

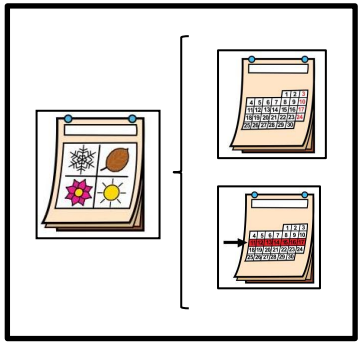

El calendario tiene los días del año agrupados en

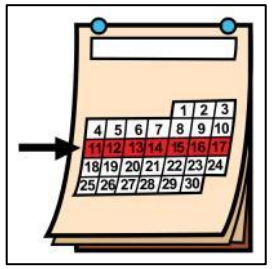

semanas

y

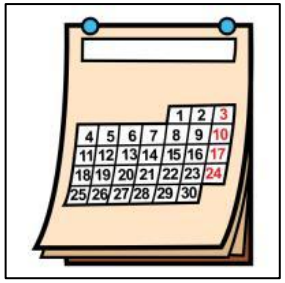

meses

El reloj

y

el calendario



sirven para medir el paso del tiempo

Con el reloj

y

el calendario



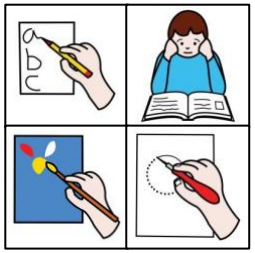

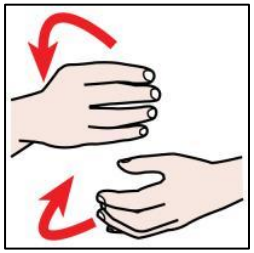

organizamos las actividades que realizamos

Los billetes

Los billetes

5 euros

10 euros

20 euros

50 euros

100 euros

200 euros

500 euros



y

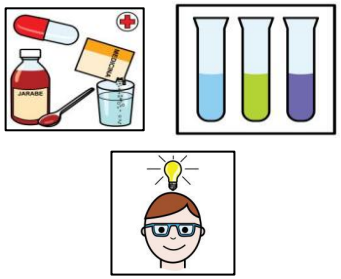

Conozco inventos y descubrimientos

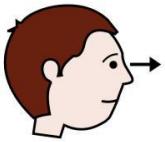

Observa

estas imágenes

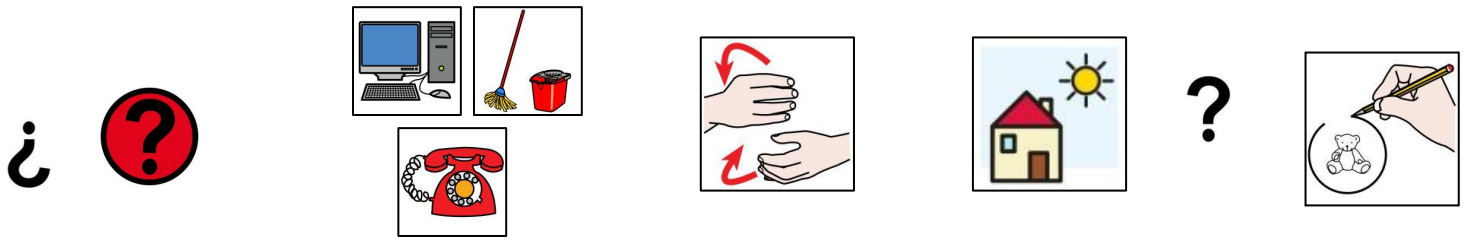

¿ Qué objetos utilizas a diario ? Rodea.

Las personas

inventan

objetos

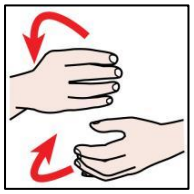

para hacer

la vida

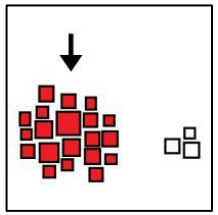

más

cómoda

y

y



mejor

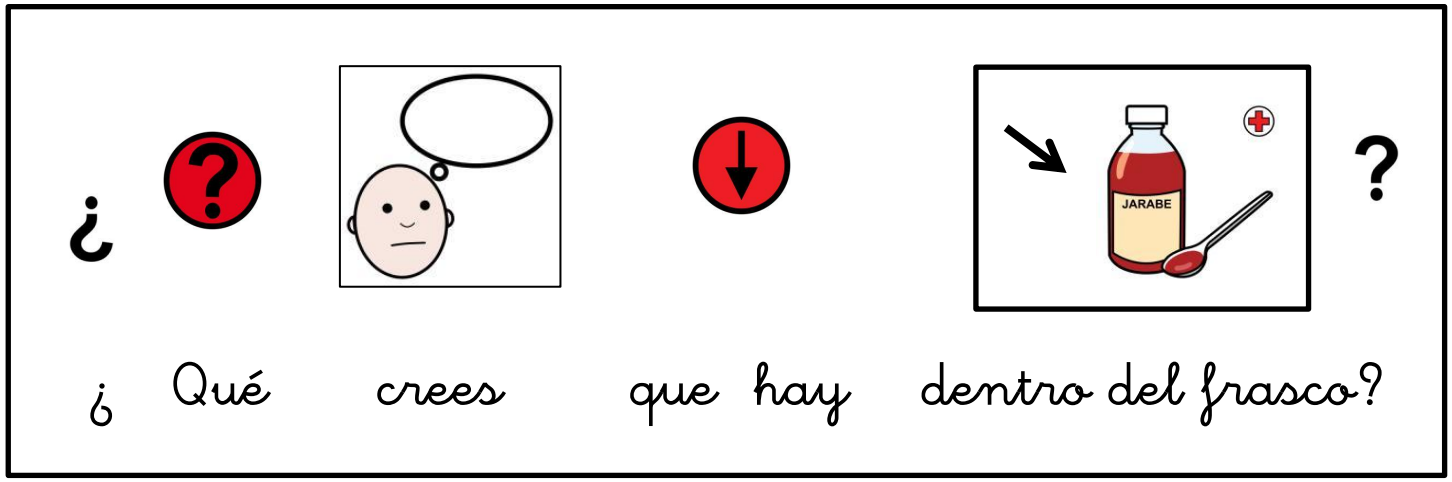
¿
?
JARABE
?
¿ Qué crees que hay dentro del frasco?

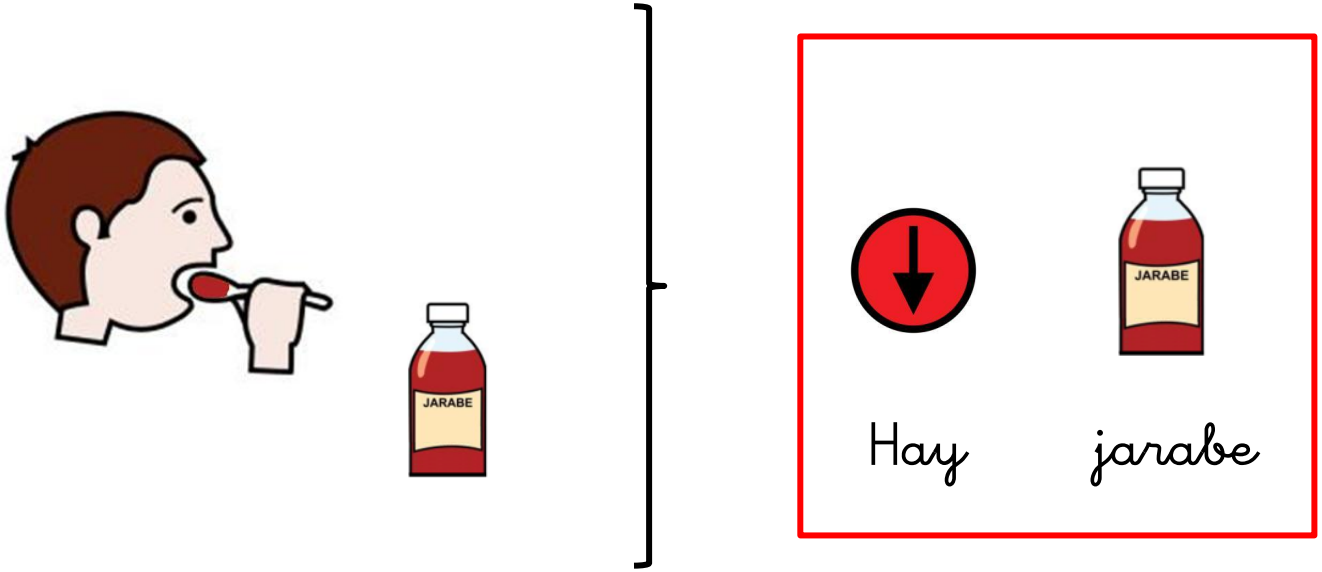
JARABE
JARABE
Hay
jarabe

¿ 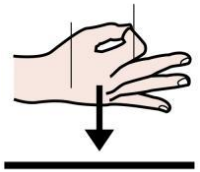 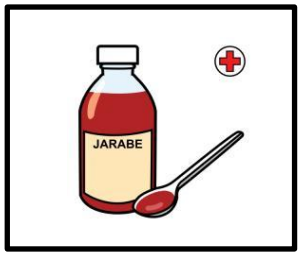

?

¿ Para qué servirá el jarabe ?

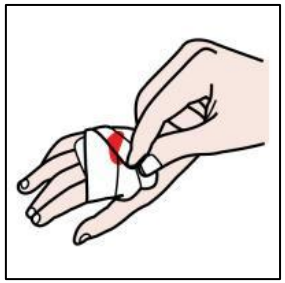

Para curar enfermedades

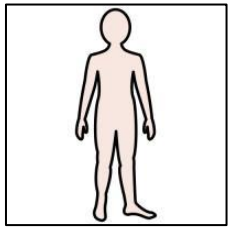



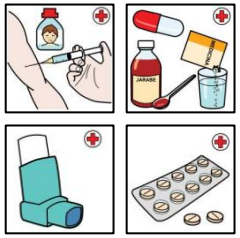

y

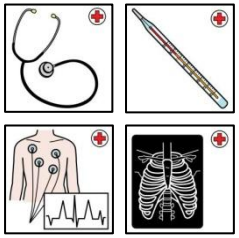

Los seres humanos han descubierto sustancias y materiales

y

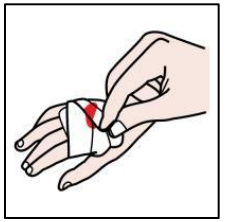

que previenen y curan enfermedades

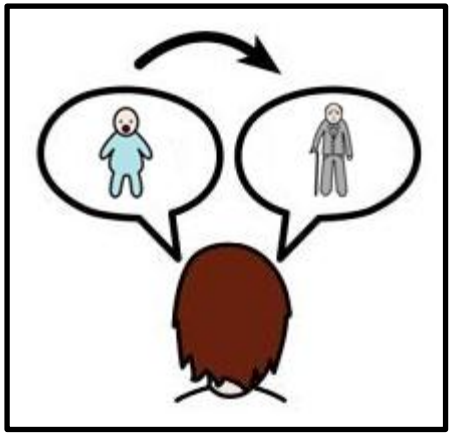

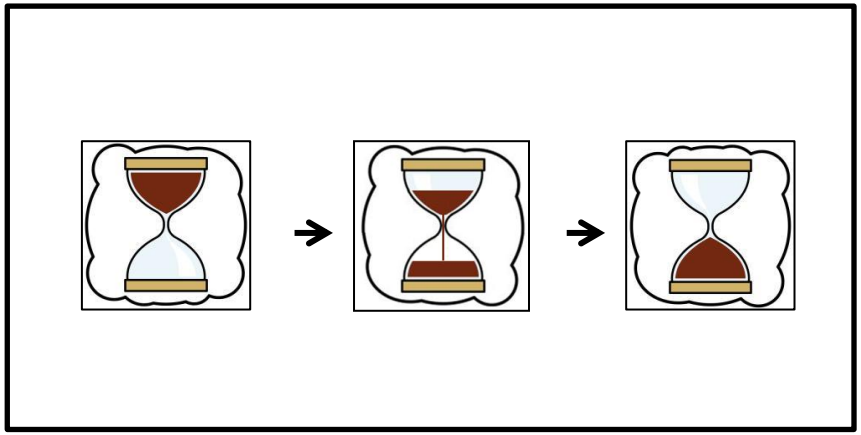

Los cambios con el paso del tiempo

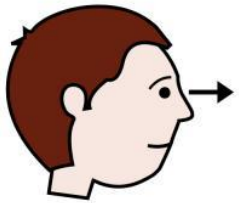

Observa



estas imágenes

1955

2015

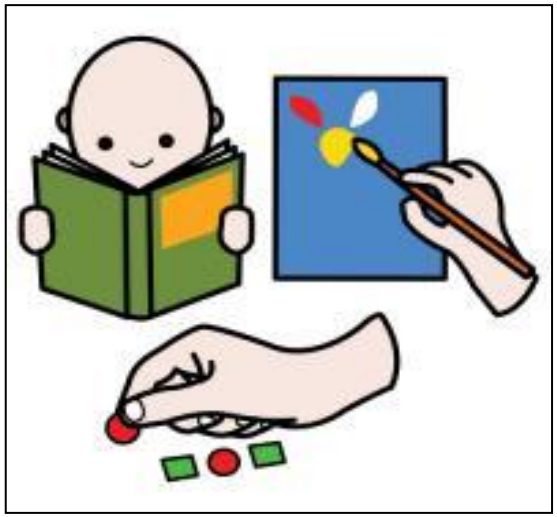

Actividades

¿ 


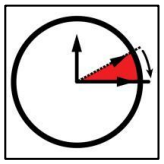

? .

¿Cuánto tiempo crees que ha pasado entre ellos? Rodea.

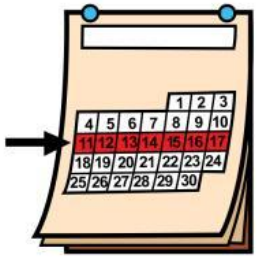

Semanas

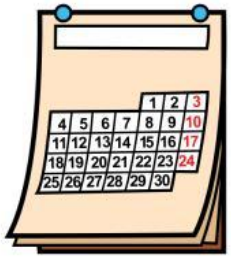

Meses



Años

¿ 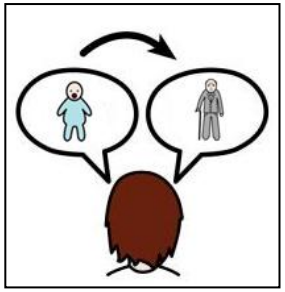  ?

¿ Cómo ha cambiado el bebé?



Ha envejecido

¿ 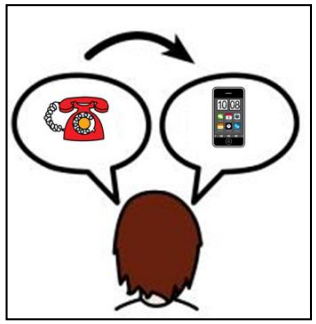 ?

¿ Cómo ha cambiado el teléfono?

→ → → →

Ha evolucionado

Las personas

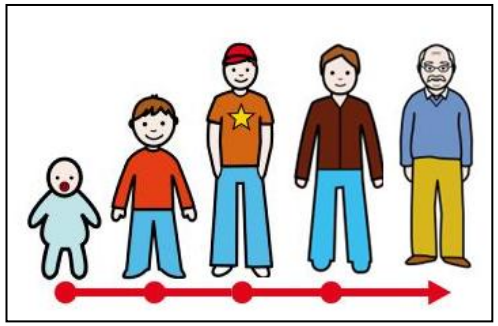

cambiamos

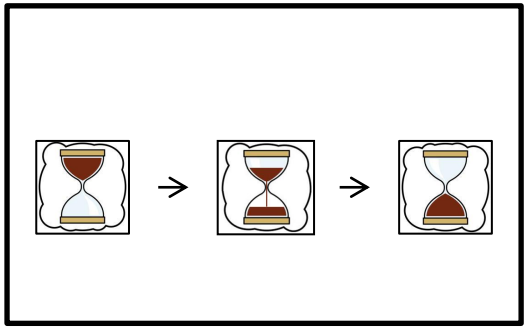

con el paso de los años

Los objetos

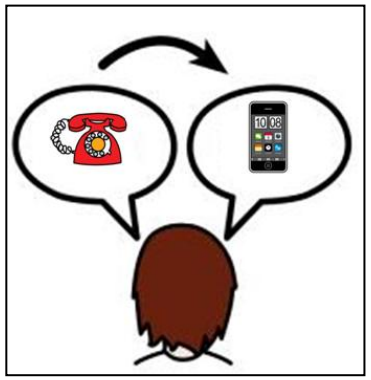

cambian

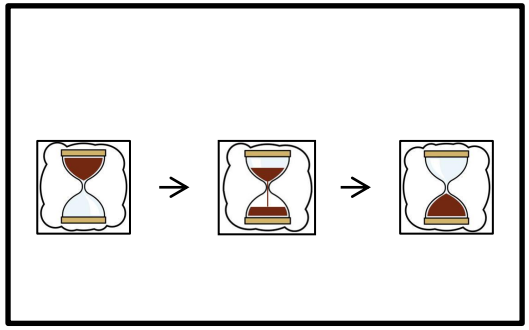

con el paso de los años

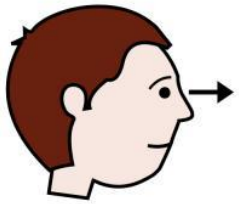

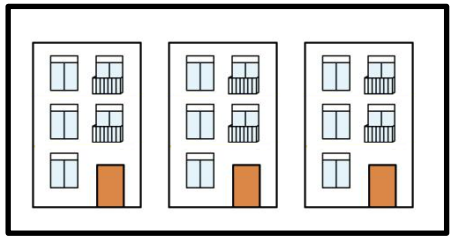

Observa estas imágenes

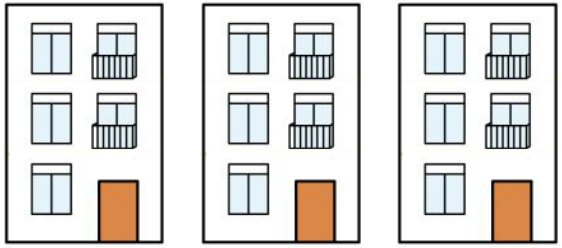



Las ciudades

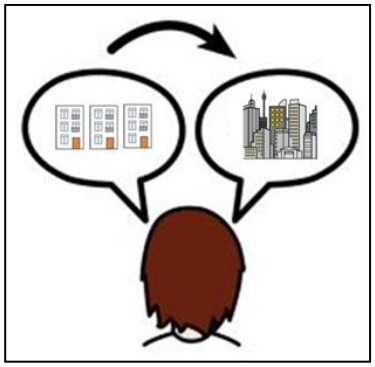

cambian



con el paso de los años

Con el paso de los años

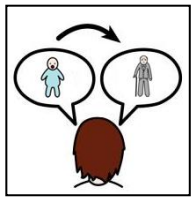

evolucionan

las personas

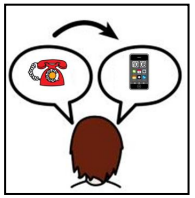

evolucionan



los objetos

y

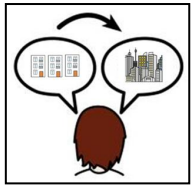

y evoluciona nuestra forma de vida

y



Los inventos y los descubrimientos mejoran nuestra vida

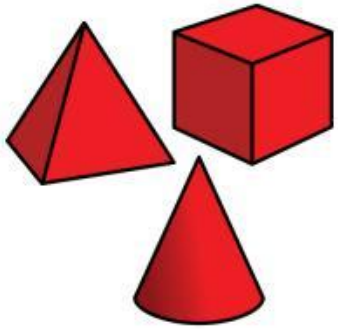

Las figuras

Tema 12. Las figuras

Yo

conozco

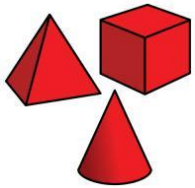

las figuras.



Cuerpos



redondos

¿ ?

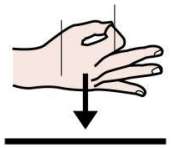



¿Cuáles son los cuerpos redondos?



Cilindro



Cono



Esfera

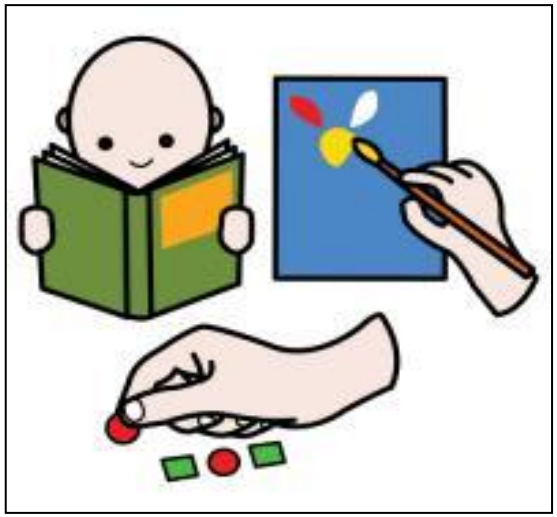

Actividades

Relaciona 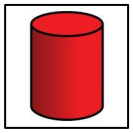  los cuerpos redondos  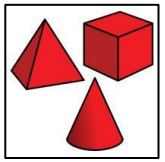 del muñeco de las formas

Cilindro

Cono

 Esfera

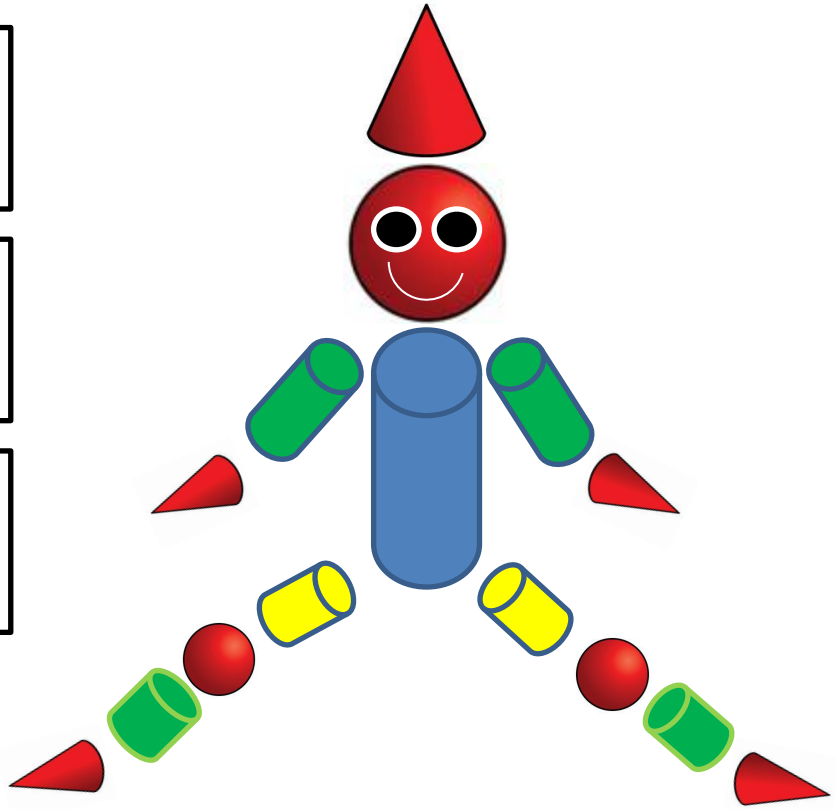

 Cilindro

Cono

 Esfera



y

Compramos y vendemos

Tema 13. Compramos y vendemos





y

Aprendo cómo compramos y vendemos

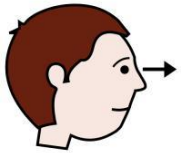

2



Observa estas dos imágenes



¿   ?

¿ Puedes comprarlos en estos lugares?

No

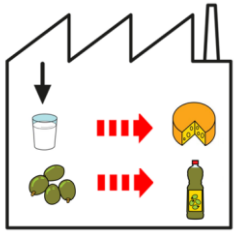

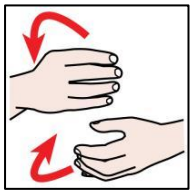

Algunas materias primas se aprovechan sin transformar

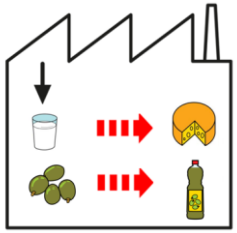



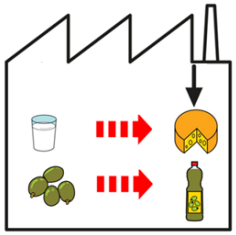

Algunas materias primas se transforman en productos elaborados

¿ 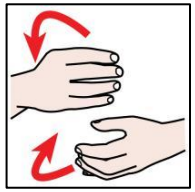  ?

¿ Qué están haciendo estas personas?



¿   ?

¿ Dónde van a dejar la mercancía?







La mercancía va a

la pescadería

o

al mercado

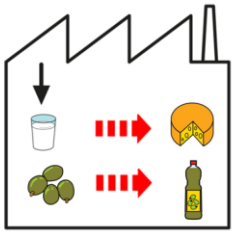

Las materias primas

y

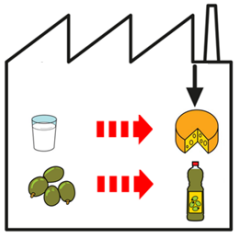

los productos elaborados

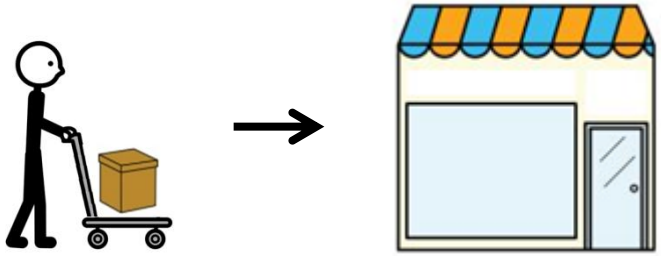

se transportan hasta los comercios



¿Cuál de los dos está trabajando?

¿  ?

¿ Qué le ofrece ?

Fruta

En los comercios,

los vendedores



ofrecen productos

a los compradores

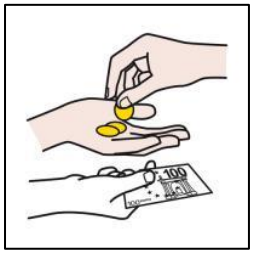

a cambio de dinero

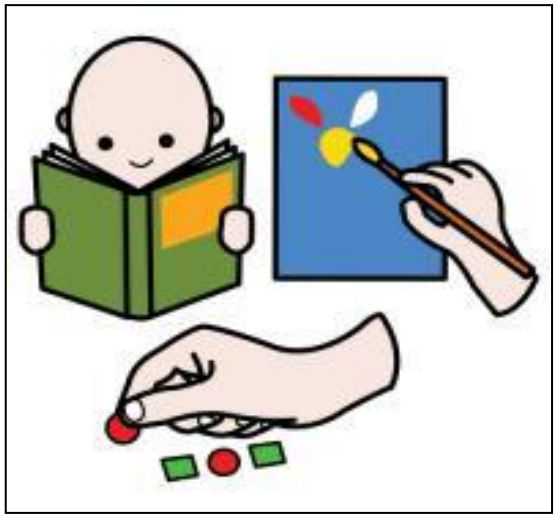

Actividades

¿  ? 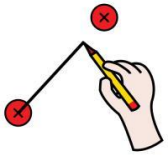

¿ Cómo llegan estos productos a los comercios ? Une con flechas.

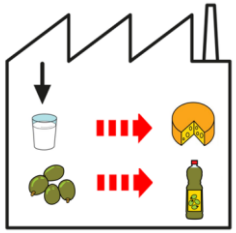

Materia prima

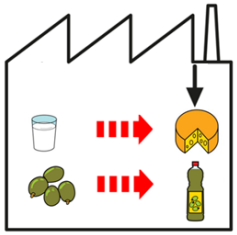

Materia elaborada

silla

sandía

pan

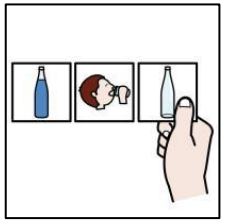

1
2
3
4

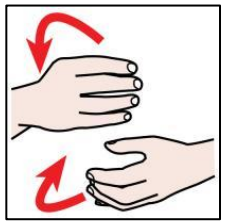



Ordena los pasos desde que se hace la mermelada hasta su venta

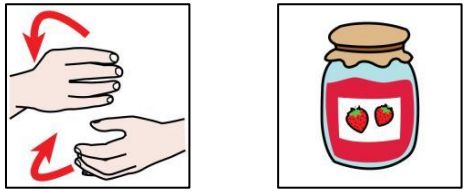

Elaboración del producto

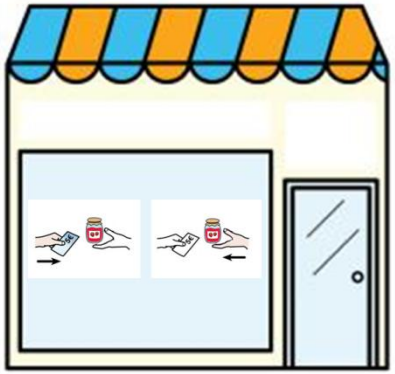

Compra y venta

Obtención de la materia prima



Transporte hasta el comercio

El comercio

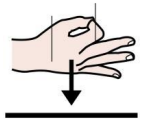

consiste en



comprar

y

vender



mercancía

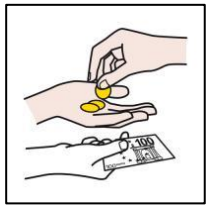

por dinero



En el comercio intervienen

o

el vendedor o dependiente

y

o

el comprador o cliente

y

Tiendas y mercados

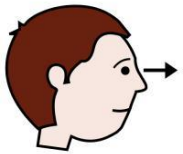

2

Observa estas dos imágenes

Mercado

Tienda

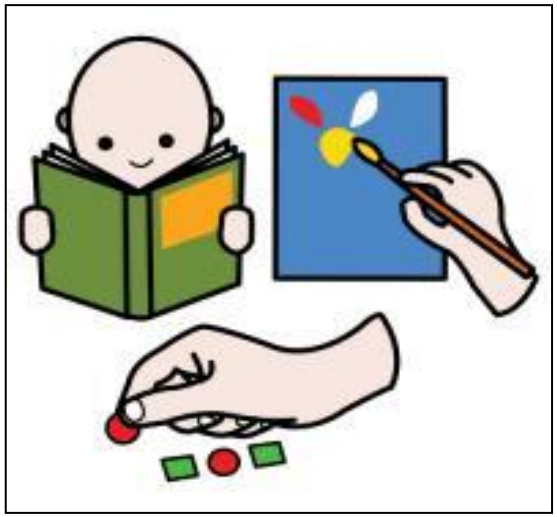

Actividades

¿ 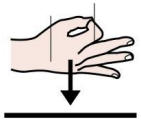 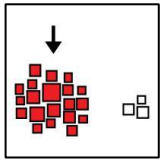 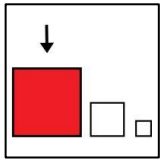 ?

¿ Cuál es más grande? Rodea.

Mercado

Tienda

y

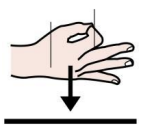

Los mercados y las tiendas son los lugares donde

se compra

y

se vende

¿

?

¿ Qué se puede comprar en el mercado?

En el mercado se puede comprar

Pescado y mariscos

Fruta

Charcutería y queso

Ropa, bolsos y zapatos

Pan y pasteles

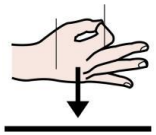

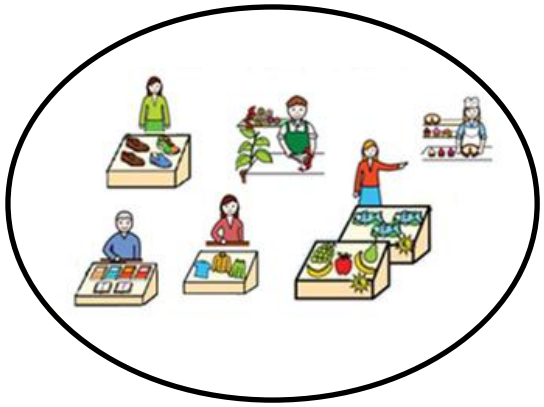

Un mercado es un conjunto de puestos





En el mercado se venden distintos productos dentro de un local

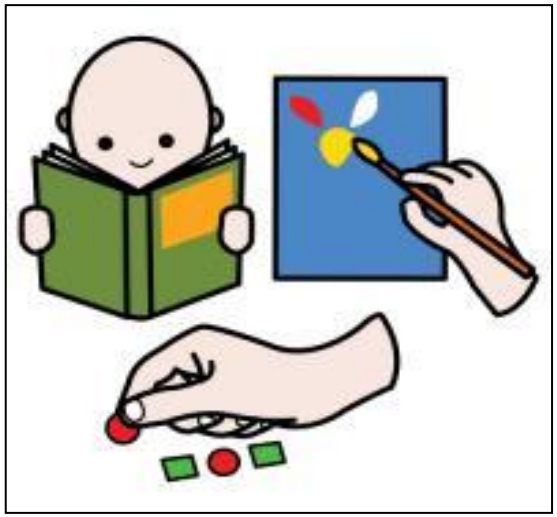

Actividades

¿

? .

¿ Qué se vende en esta tienda? Rodea.

Jarabe

Termómetro



Papilla

Mantequilla

Pastillas

Refresco

Las tiendas

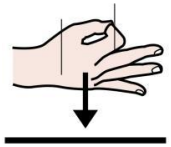

son



locales

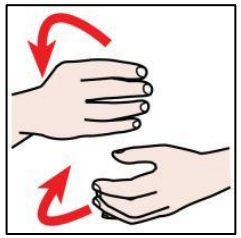

dedicados

a la venta

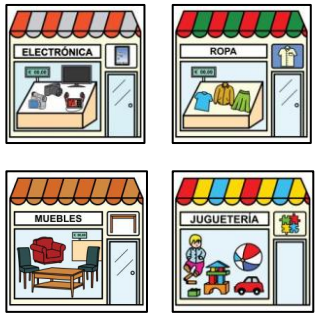

de un solo tipo de producto

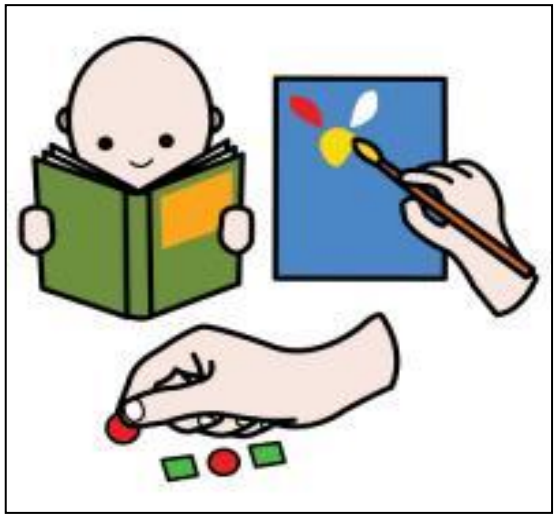

Actividades

¿

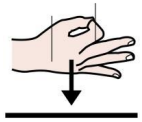 ?

.

¿ Qué puestos del mercado son ? Une.

Pescadería

Charcutería

Frutería

¿ ? 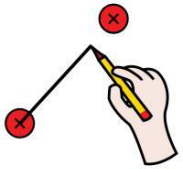 .

¿ Qué se vende en estos puestos? Une.



Pescado y mariscos

Charcutería y queso

Frutas

¿

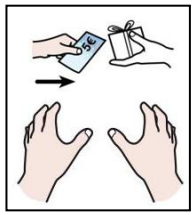

? 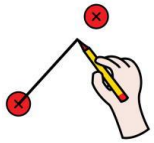 .

¿En qué tiendas puedes comprar estos productos? Une.

Tijeras, lápices y libros

Pan y pasteles

Colonia y detergente

Droguería

Papelería

Panadería

y

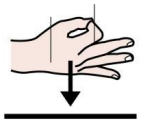



Los mercados y las tiendas son lugares en los que

se compran

y



se venden productos

≠



En los mercados hay diferentes puestos dentro del mismo local

En las tiendas

se venden



un tipo de producto

Yo

conozco

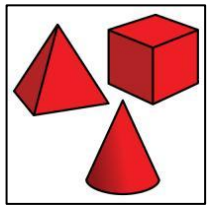

las figuras.



Prismas

y



pirámides

¿ 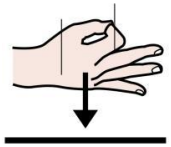 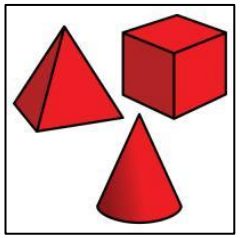 ?

¿ Cómo se llaman estas figuras?

Prismas

cubo



Pirámides

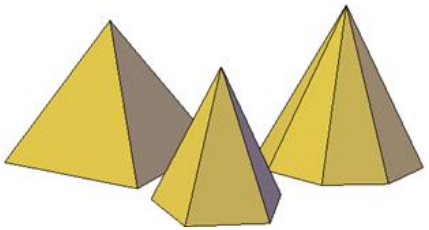

Prismas

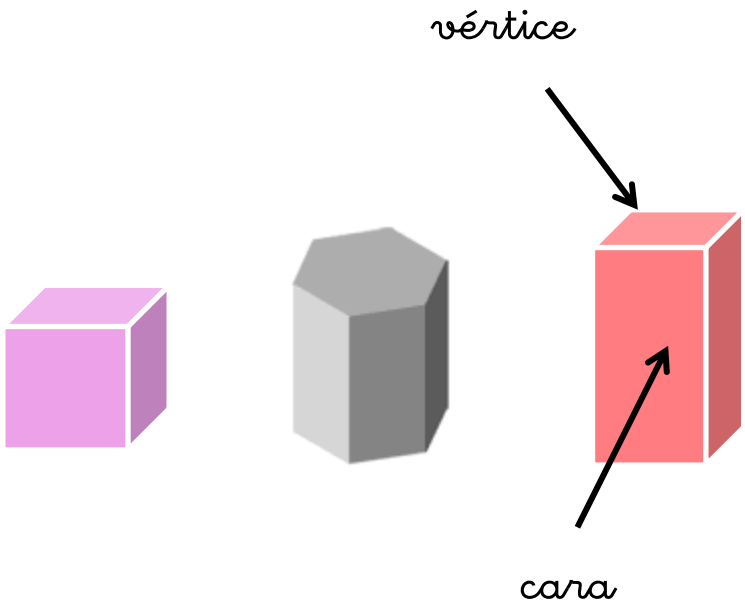

Pirámides

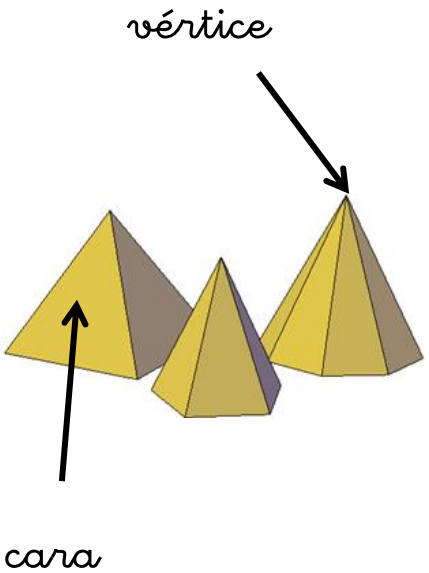

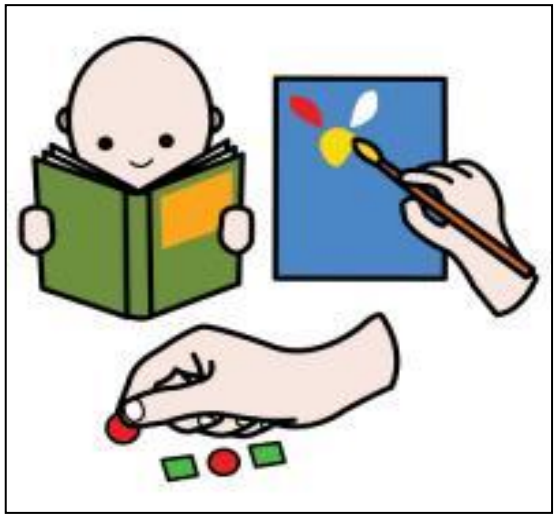

Actividades

¿ 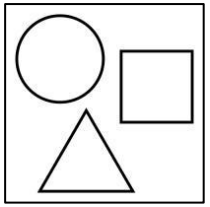 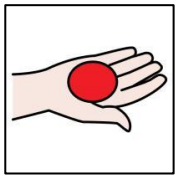 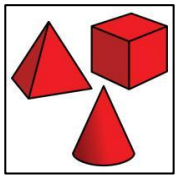 ? 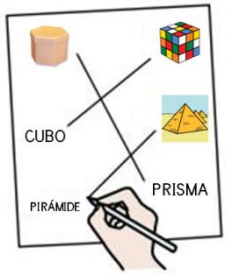

¿ Qué formas tienen estas figuras ? Relaciona



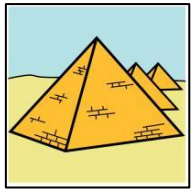



Pirámide

Cubo

Prisma

Hipermercados

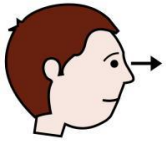

Observa

esta imagen

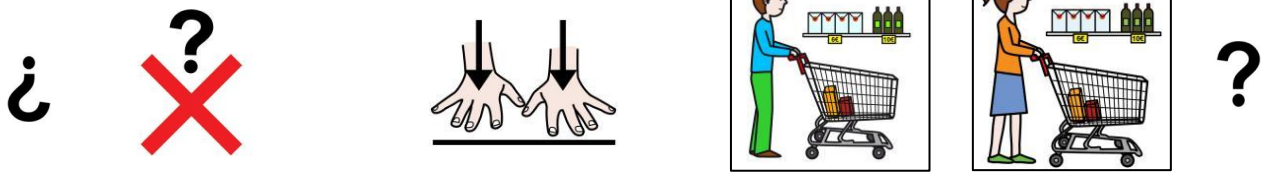

¿ Dónde están estas personas ?

En el hipermercado

¿ Por qué no hay vendedores ?

Porque los compradores cogen los productos de las estanterías



¿ Dónde están colocados los productos que cogen de las estanterías?

En los pasillos

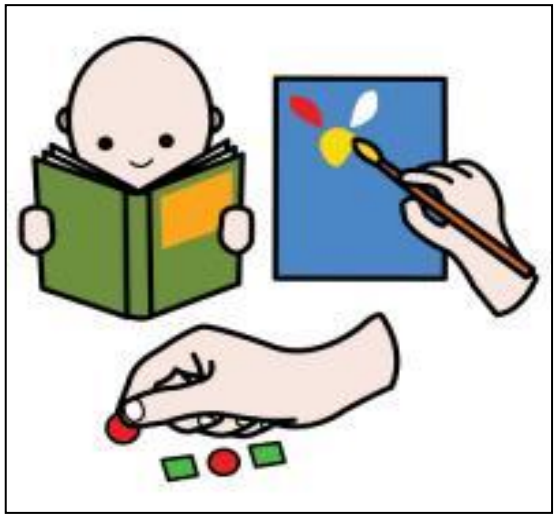

Actividades

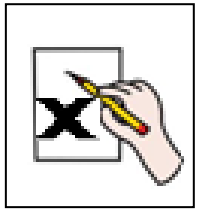

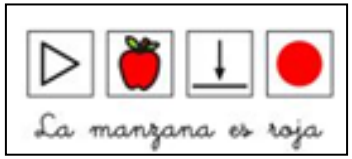

Marca la frase correcta sobre los hipermercados

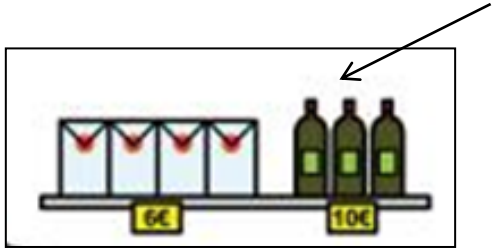

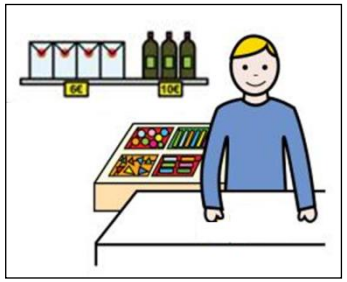

Se piden los productos al vendedor

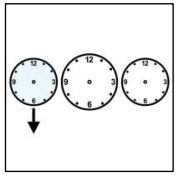

Se pagan los productos en la caja, antes de la salida



En los hipermercados se vende un solo tipo de producto

El comprador deposita los productos en un carro

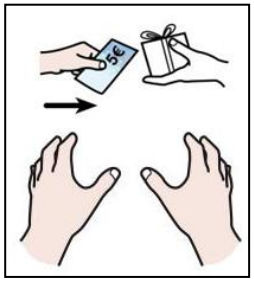

En los hipermercados se puede comprar

Pescado y mariscos

Comida y pasteles

Charcutería y queso

Ropa, bolsos y zapatos

Juguetes

En el hipermercado el comprador



elige los productos

y



los paga en la caja antes de salir

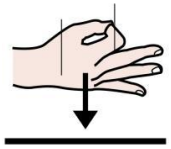

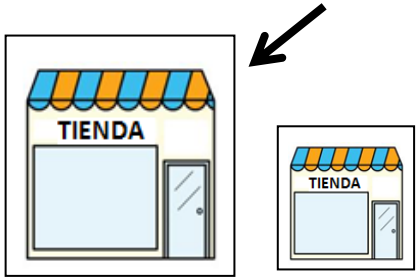

Los hipermercados son tiendas muy grandes

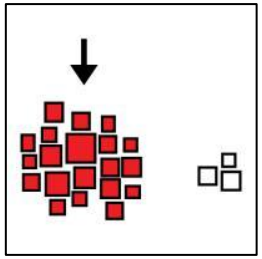



En los hipermercados se vende una gran variedad de productos

Las personas que trabajan en los hipermercados

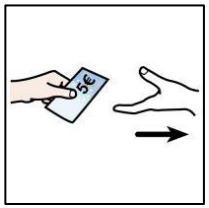

y

cobran en cajas y reponen los productos de las estanterías

Los medios de comunicación

Tema 14. Los medios de comunicación

Nos comunicamos

Estas personas

se están comunicando

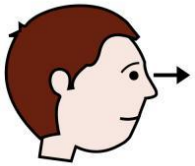

Observa

esta imagen

¿ ?

¿ Cómo están comunicándose estas niñas ?



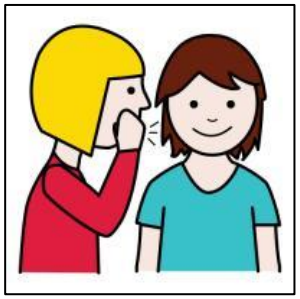

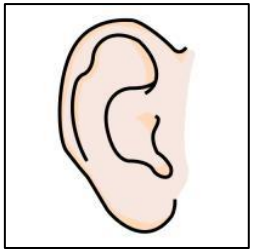

Hablan bajito al oído

Cuando

nos comunicamos,



transmitimos



nuestras opiniones

y

y



sentimientos

Cuando

nos comunicamos,

escuchamos

lo que las personas



nos cuentan

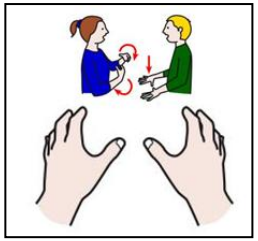



Podemos comunicarnos con personas que tenemos cerca

hablando

o

con gestos

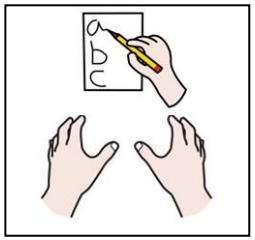

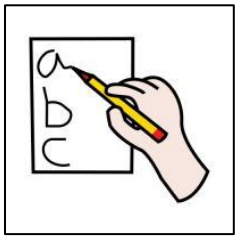

También podemos escribir

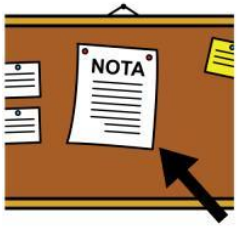

una nota

o

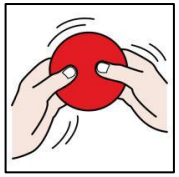

o

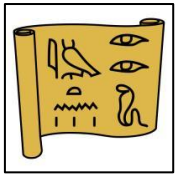

utilizar imágenes o símbolos

¿ 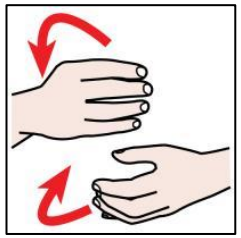

?

¿ Qué están haciendo estas personas ?

¿ 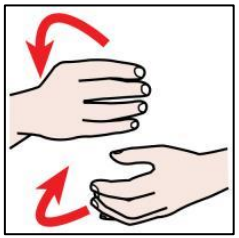 ?

¿ Qué objetos están utilizando?

Estas personas

se comunican

con un teléfono

y

con un ordenador

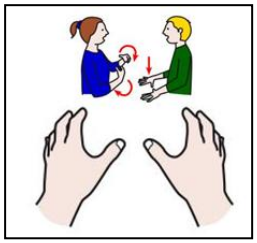

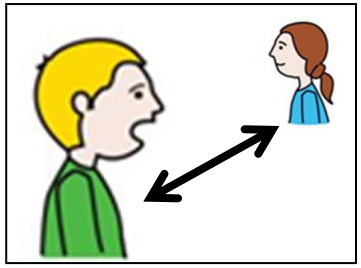

Podemos comunicarnos con personas que tenemos lejos

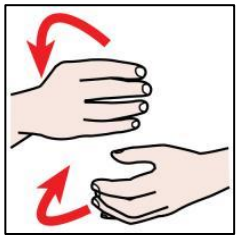

o

utilizando medios como el teléfono o el ordenador

¿ 



?

¿ Quiénes están transmitiendo la información ?

El niño

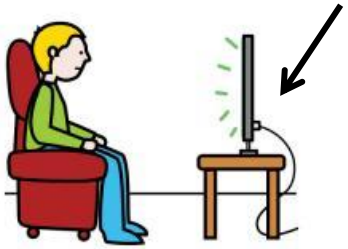

La televisión

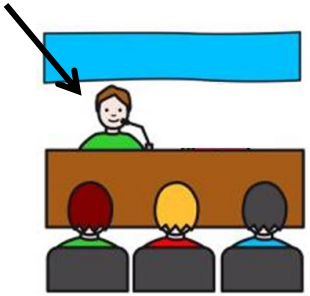

El conferenciante

¿   ?

¿ Quiénes reciben la información ?

La niña



El niño



El público

¿ 

?

¿ Cómo se están comunicando estas personas?

Con lenguaje de signos

Hablando

Escribiendo

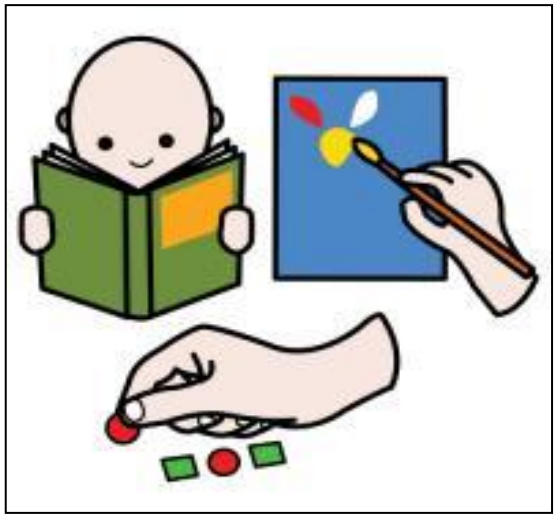

Actividades

¿  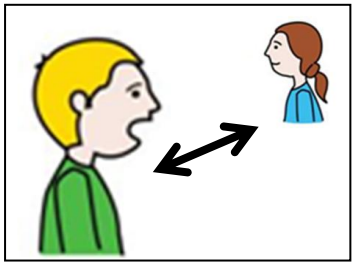 ?

¿ Cómo te comunicarías con alguien que está lejos? Rodea.



Carta

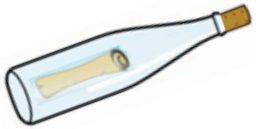

Mensaje en una botella

Teléfono

Señales de humo

Ordenador

Silbando

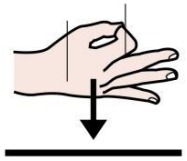

La comunicación consiste en



y



≠

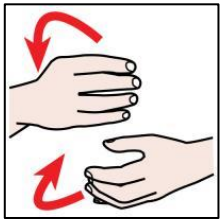

transmitir y recibir información de diferentes maneras





Descubro los medios de comunicación

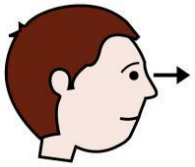

Observa

estas imágenes

¿ 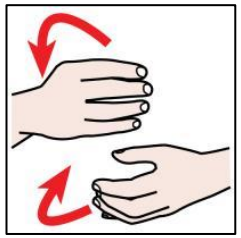 ?

¿ Qué están haciendo estas personas ?

¿  ? ¿Y ?

¿Quién se está informando? ¿Y quién se está entreteniendo?



La mujer se está informando



La niña se está entreteniendo

Los medios de comunicación

nos mantienen a las personas informadas,

nos ayuda



a aprender

y

y nos entretiene

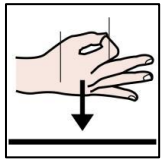

Los medios de comunicación son:

la radio

el periódico

el cine

una carta

el teléfono, etc.

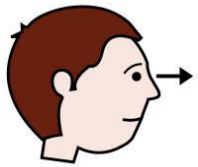

Observa estas imágenes

¿    ?

¿ Cuántas personas están recibiendo información ?

Muchas personas



reciben

información



Una sola persona



recibe

información

Hay medios de comunicación



que informan

a muchas personas

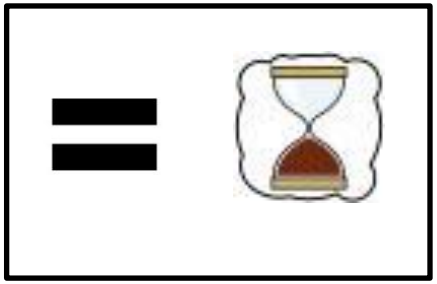

al mismo tiempo

Hay medios de comunicación

que informan



a una

o



o a varias personas

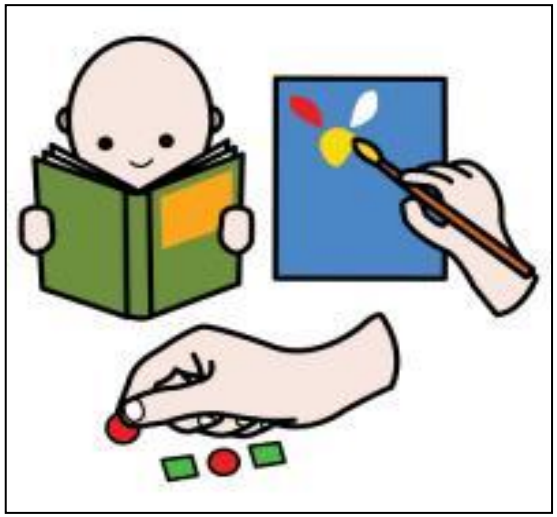

Actividades

¿ 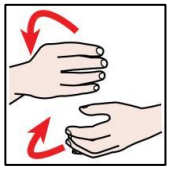

? 

¿ Cómo se utilizan estos medios de comunicación? Une.

Radio

Televisión

Internet

Revistas

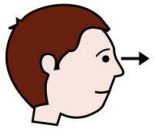 Se ve

Se lee

Se oye

¿  ? 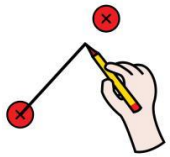

¿ A quiénes informa estos medios de comunicación? Une.

Periódico

Radio

Carta

Teléfono

Televisión



A una persona

A muchas personas

y

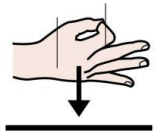

Los medios de comunicación que nos informan y nos entretienen son:

la prensa

la radio

La televisión

internet

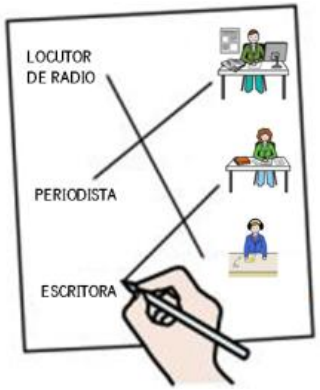

Profesiones relacionadas con la comunicación

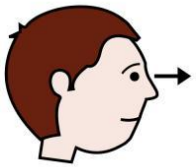

Observa

estas imágenes

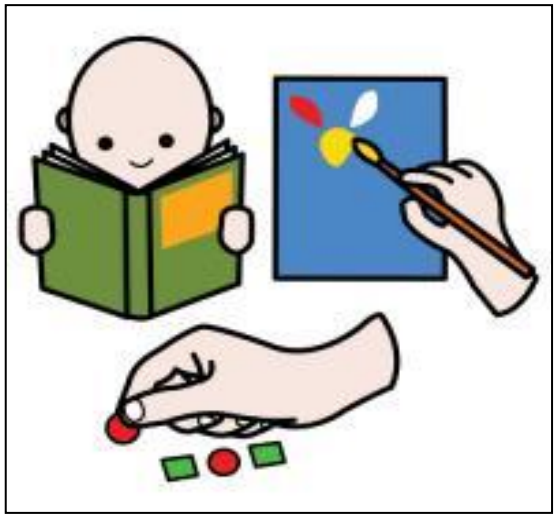

Actividades



¿ Cuál es la profesión de estas personas? Relaciona.

Periodista

Presentador de televisión

Cartero

¿

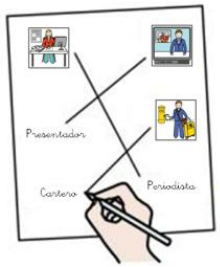

?

¿ Con qué medio de comunicación lo relacionarías?

Correos

Periódicos

Televisión

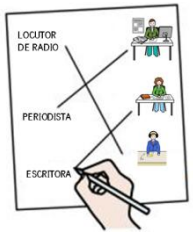

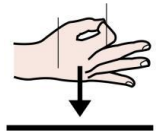

Los profesionales relacionados con la comunicación son:

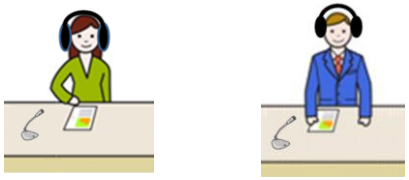

los locutores de radio

los escritores

los periodistas

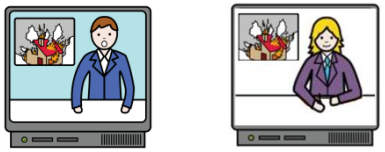

los presentadores de televisión

y

los carteros

Es importante

el trabajo

de muchas personas

para que los medios de comunicación



funcionen

Yo me oriento



Izquierda

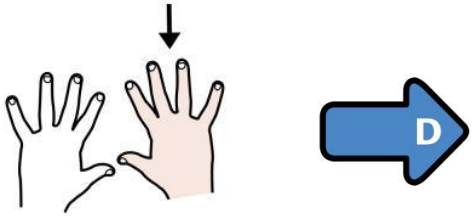

Derecha

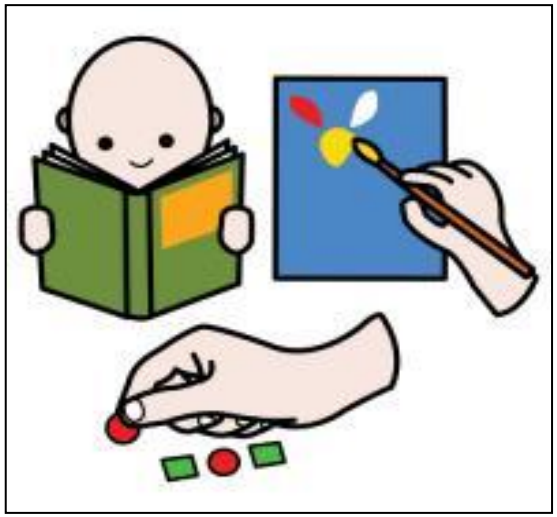

Actividades



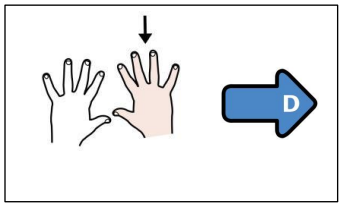

Rodea el niño o la niña que tiene el yoyó en la mano derecha







¿ Qué brazo tienen levantado? Une

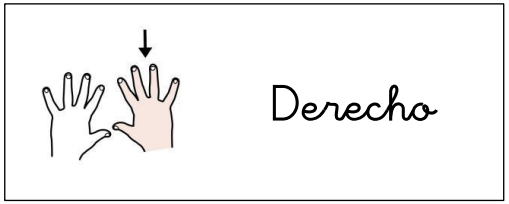







¿ ? 

¿ Qué pierna tienen levantada? Une

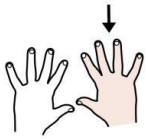

Derecha



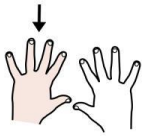

Izquierda





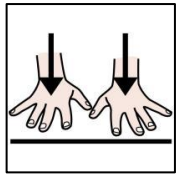


y





Rodea los objetos que están a la derecha de Sandra y a la derecha de José



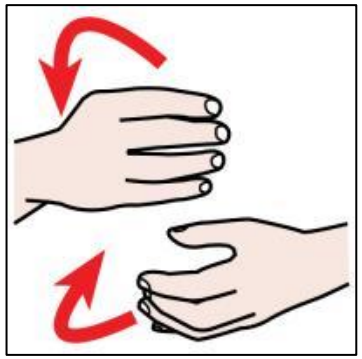

Hacemos



turismo

Tema 15. Hacemos turismo

El tiempo



libre

¿ 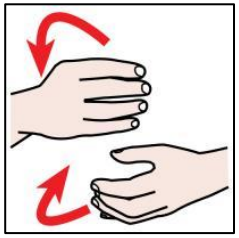  ?

¿ Qué están haciendo estas personas ?



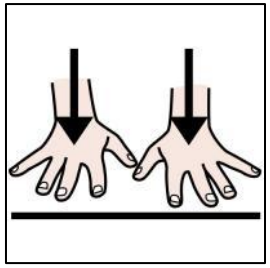

Están

en una fiesta

de cumpleaños

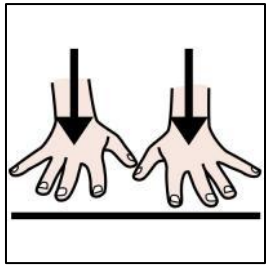

Están

en una biblioteca



leyendo

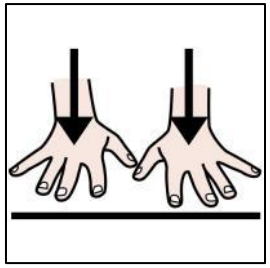

Están



jugando



en la calle



En el tiempo

libre

descansamos de nuestras actividades diarias

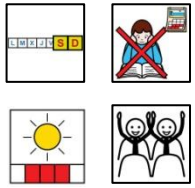

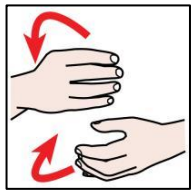



En el tiempo libre disfrutamos haciendo otras cosas que nos gustan como:



hacer deporte

estar con la familia

estar con amigos

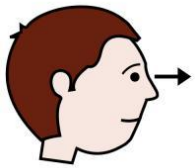



Observa esta imagen





¿Estas personas

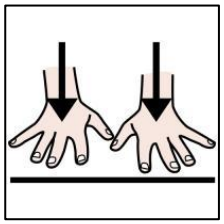

están



lejos

o

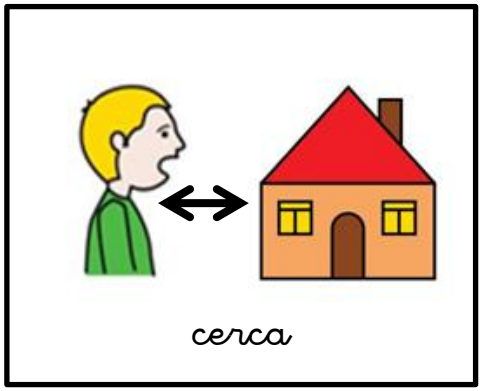

cerca

de su casa?



Una actividad

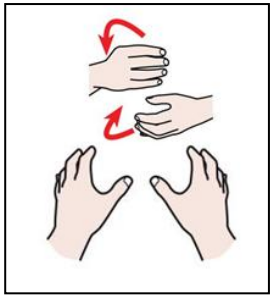

que podemos hacer



en nuestro tiempo libre

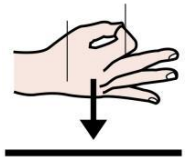

es

viajar

Cuando

viajamos

conocemos



otros lugares

Cuando

viajamos

conocemos

otras personas

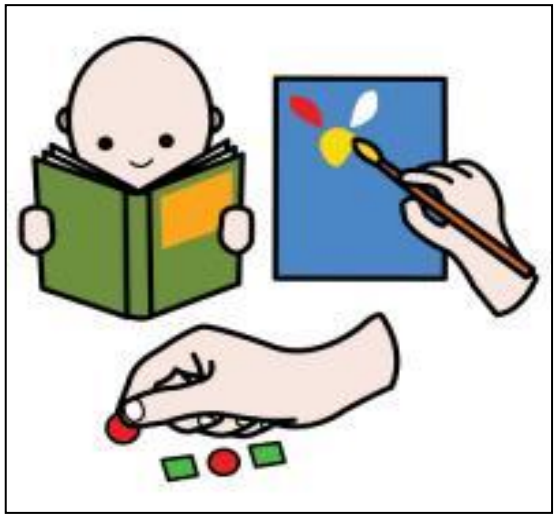

Actividades

¿ Con quién pasas el tiempo libre ? Rodea. .


padres


primos

compañeros

amigos

hermanos


tíos


profesores

abuelos

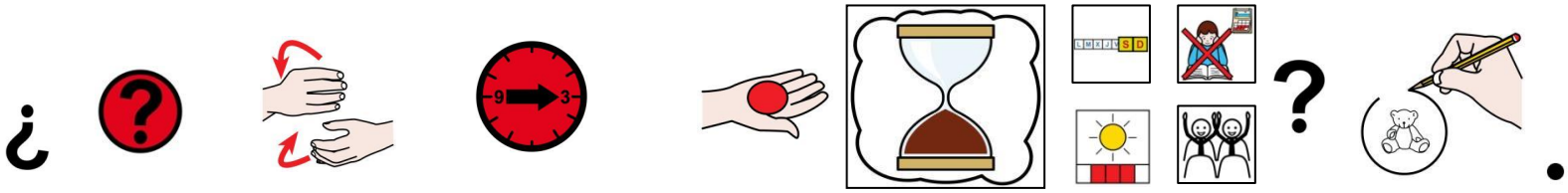

¿ Qué haces cuando tienes tiempo libre ? Rodea.

fin de semana	estudiar	pasear	ir al campo	ir al burguer
vacaciones	ir a la playa	ir a la piscina	estudiar	hacer turismo
días festivos	ir al campo	ir al burguer	leer	estudiar



¿ Cuándo haces estas actividades ? Marca

Marca	Todos los días	Fines de semana	Vacaciones
leer			
jugar			
viajar			
ver la tele			
ir de compras			
ir al cine			



En nuestro

tiempo



libre

descansamos



de las tareas

de todos los días



En nuestro

tiempo

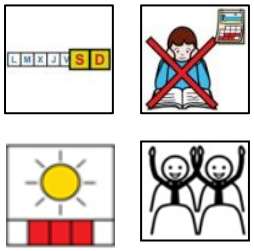

libre

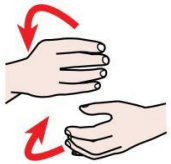

realizamos



las actividades

+

que más



nos

gustan

≠

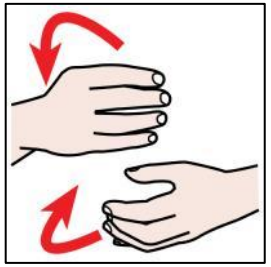



Distintas maneras de hacer turismo

¿    ?

¿ Dónde crees que va esta familia con las maletas?

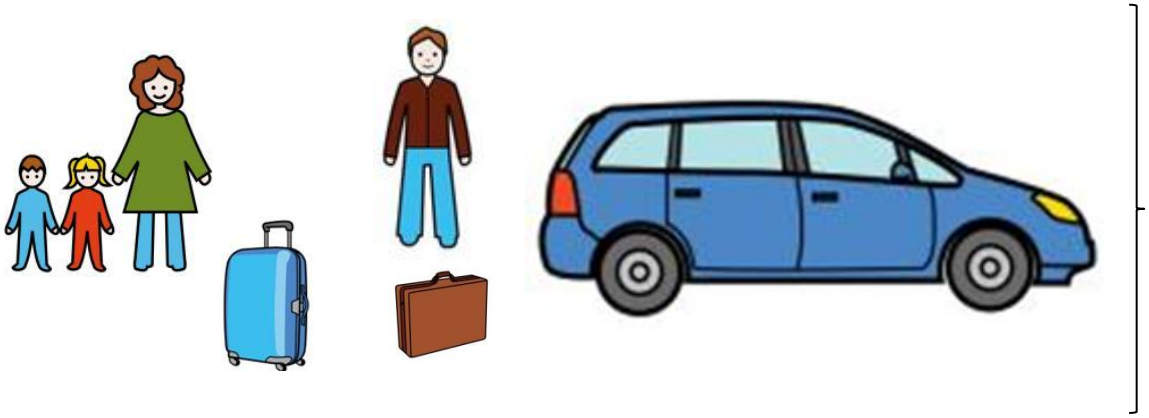

De vacaciones



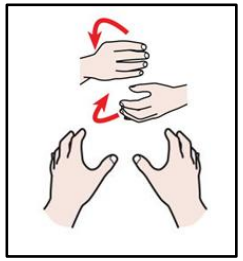



Una actividad que podemos hacer en nuestro tiempo libre

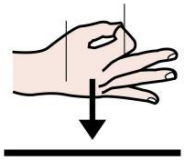

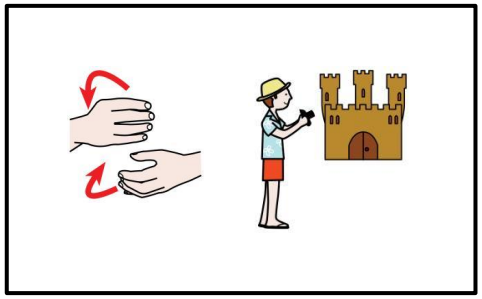



es hacer turismo, sobre todo en vacaciones

¿  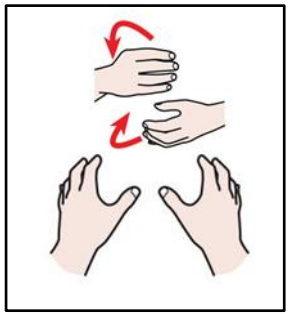  ?

¿ Qué actividades se pueden hacer en estos sitios?

¿Qué otros lugares se pueden visitar cuando hacemos turismo?

Cuando

viajamos

podemos visitar



diferentes lugares,

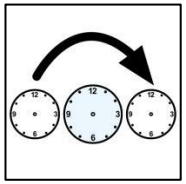

mientras

disfrutamos



con la familia

y

y

con los amigos



Campo



Ciudad

Cuando

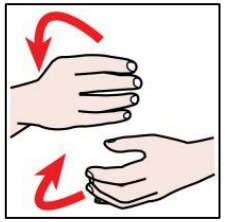

hacemos



turismo

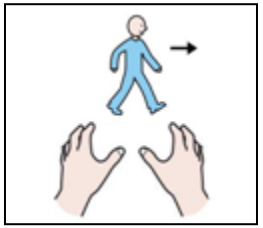

podemos ir



al campo

o

a la ciudad

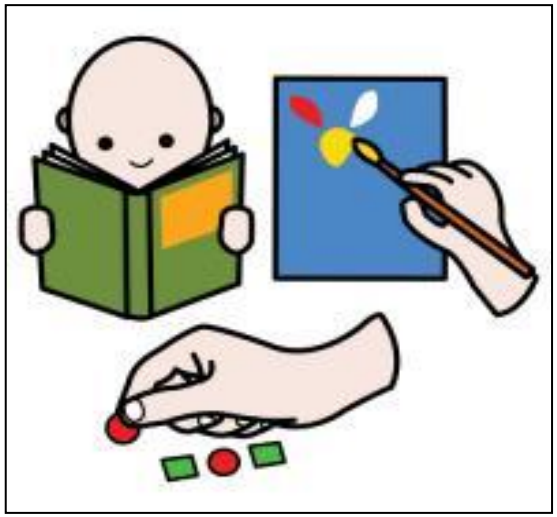

Actividades



¿



?

En esta imagen, ¿ qué personas hacen turismo? Rodea.



¿ 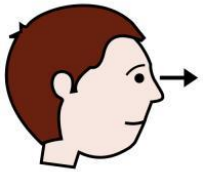 ?



¿ Qué están observando ?



Los gigantes

Cuando

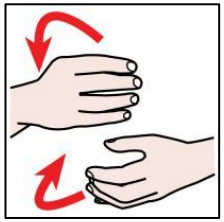

hacemos



turismo

conocemos

personas



de los lugares

que visitamos,

sus fiestas

y

y sus tradiciones

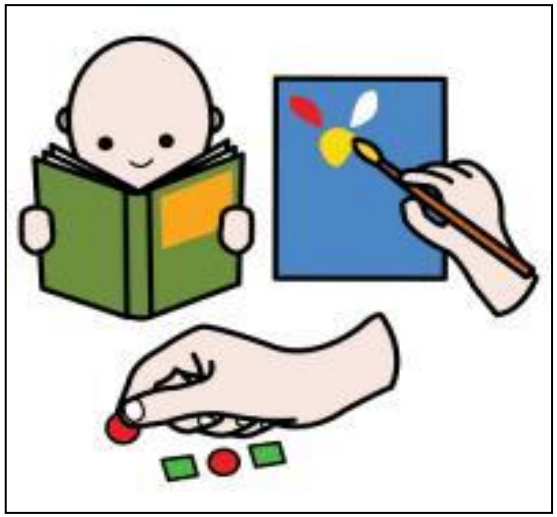

Actividades

¿ 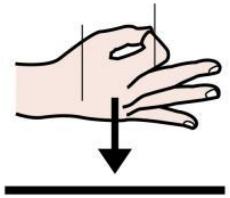 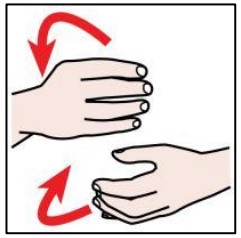  ?

¿ En qué consiste hacer turismo ?

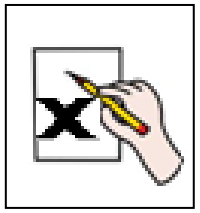

Marca

la frase

correcta



Conocer otros lugares, personas y costumbres

Ir de compras a un centro comercial.

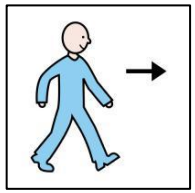





Acudir con tu familia a museos todos los días

¿ 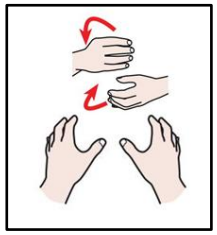  ? 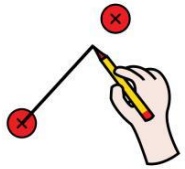 .

¿ Qué podemos hacer en estos lugares? Une con flechas.

Playa

hacer rutas

Museo





bañarse

Campo

ver cuadros



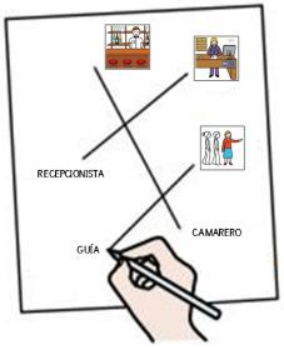



Profesiones relacionadas con el turismo

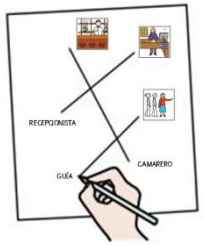



Estas personas tienen trabajos relacionados con el turismo:

Recepcionista Recepcionista

Camarero Camarera

Guía turística

¿ ¿Qué

? están haciendo?

¿ ¿Dónde

 ? trabajan?

Muchas personas



trabajan

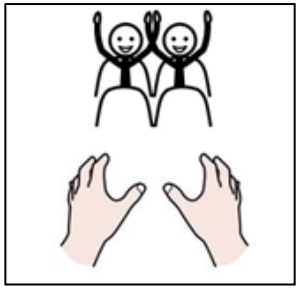

para que podamos disfrutar

cuando

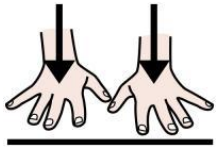

estamos



de vacaciones



¿ En qué nos puede ayudar un guía turístico? Rodea

A visitar museos

A cocinar



A ver cuadros

A pescar

A conocer ciudades



Acompañarnos

¿ En qué consiste el trabajo de estos empleados de hotel ?


Une con flechas

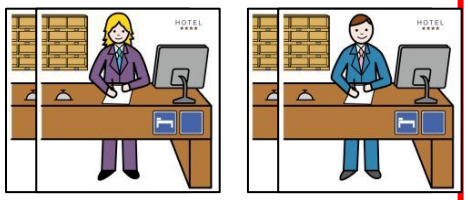

Recepcionistas

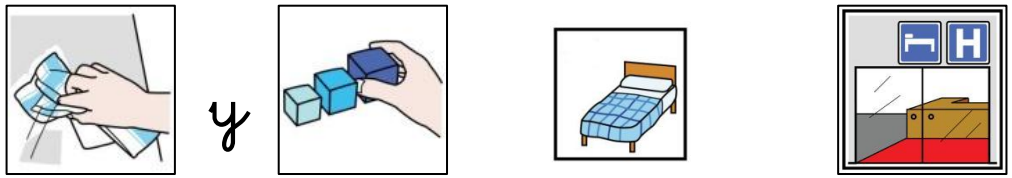

limpian y ordenan las habitaciones de hotel

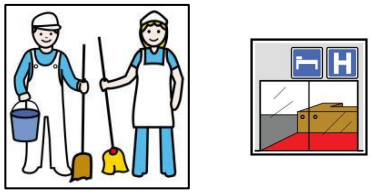

Camareros de hotel

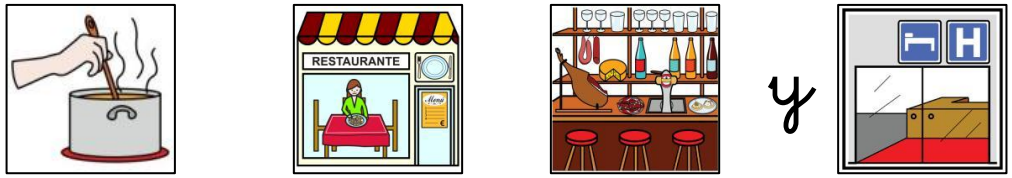

cocinan en restaurantes, bares y hoteles



Cocinero Cocinera

nos reciben y nos dan información

Muchas personas



trabajan en diferentes lugares

y



y nos atienden cuando viajamos

o

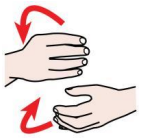

o hacemos turismo

La auto caravana

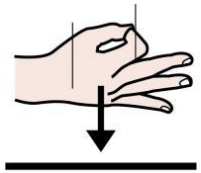



Una auto caravana es una casa con ruedas

Una auto caravana

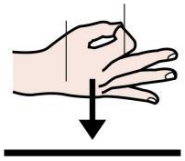

es

un medio de transporte

y

un lugar de alojamiento

En la auto caravana hay

un pequeño salón

una cocina

camas

y un cuarto de baño

Una auto caravana

debe

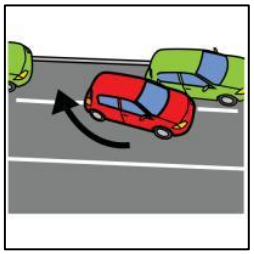

aparcar

en campings

y



lugares

permitidos