


# Yo aprendo a leer y escribir los sentimientos con Peppa Pig



**contenta**





**sorprendida**




**asustada**





Para pegar con velcro (con referencia escrita)




Para pegar con velcro (sin referencia escrita)




**contenta**







**sorprendida**





**asustada**



Para pegar con velcro, segmentación silábica (con referencia escrita)



Para pegar con velcro, segmentación silábica (sin referencia escrita)




contenta

sorprendida

asustada

Para escribir sobre plantilla



**contenta**



**sorprendida**





**asustada**

Empty box for writing the word 'contenta'.

Empty box for writing the word 'sorprendida'.


Empty box for writing the word 'asustada'.

Para escribir sin plantilla con referencia escrita



Para escribir sin plantilla y sin referencia escrita







**triste**

**enfadada**


**enamorada**



Para pegar con velcro (con referencia escrita)



Para pegar con velcro (sin referencia escrita)



**triste**

**enfadada**




**enamorada**

--	--




--	--	--	--

--	--	--	--	--

Para pegar con velcro, segmentación silábica (con referencia escrita)



Para pegar con velcro, segmentación silábica (sin referencia escrita)




triste


enfadada

enamorada


Para escribir sobre plantilla



**triste**






**enfadada**


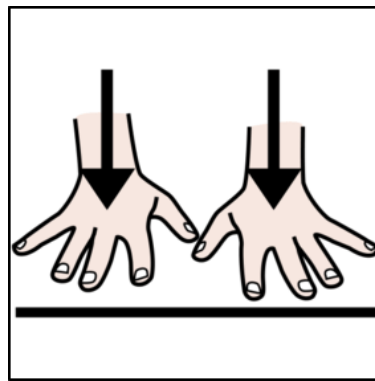


**enamorada**

Para escribir sin plantilla con referencia escrita




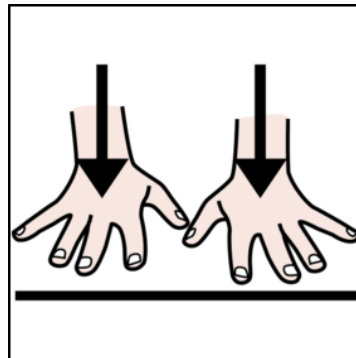
Para escribir sin plantilla y sin referencia escrita



**Peppa**

**está**

**triste**




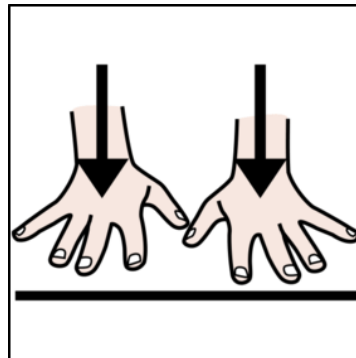

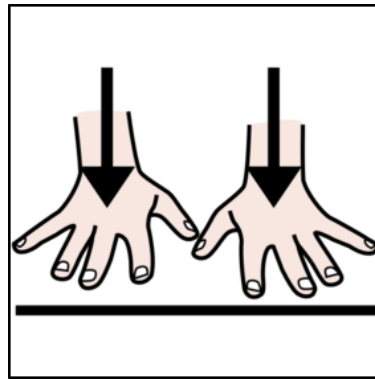
**Peppa**

**está**


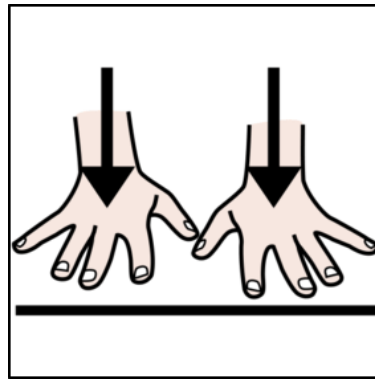
**enfadada**

Para pegar con velcro con referencia escrita






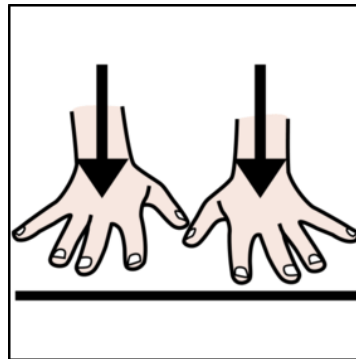
Para pegar con velcro sin referencia escrita



Peppa

está

triste


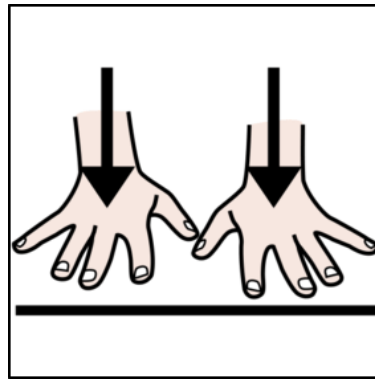


Peppa

está

enfadada

Para escribir sobre plantilla con referencia escrita




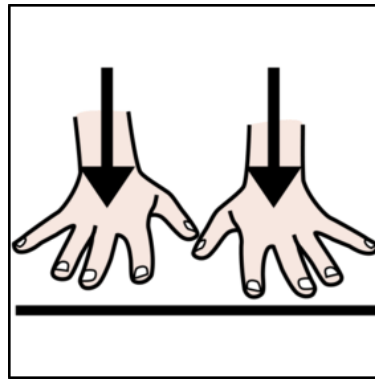
**Peppa**

**está**

**triste**

Para escribir sin plantilla con referencia escrita

Por Amaya Ariz Argaya, Método lectura global. Pictogramas de ARASAAC (<http://arasaac.org>) Imágenes Internet




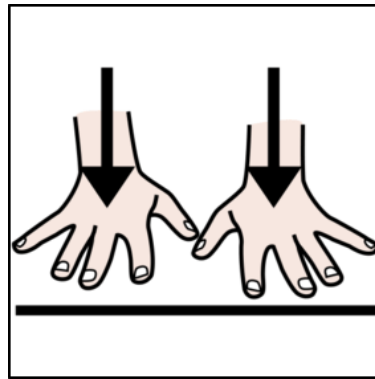
**Peppa**

**está**


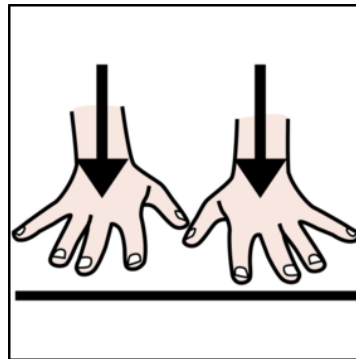
**enfadada**

Para escribir sin plantilla con referencia escrita

Por Amaya Ariz Argaya, Método lectura global. Pictogramas de ARASAAC (<http://arasaac.org>) Imágenes Internet


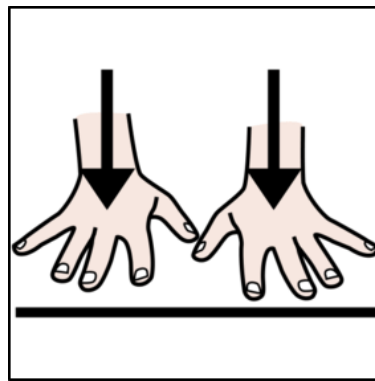


Empty rectangular box for writing.



Empty rectangular box for writing.


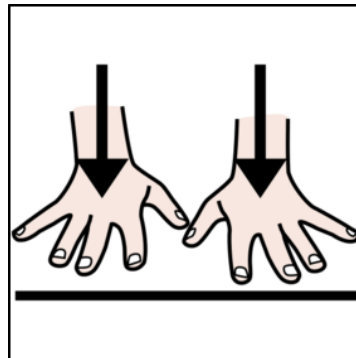
Para escribir sin plantilla y sin referencia escrita



**Peppa**

**está**

**sorprendida**


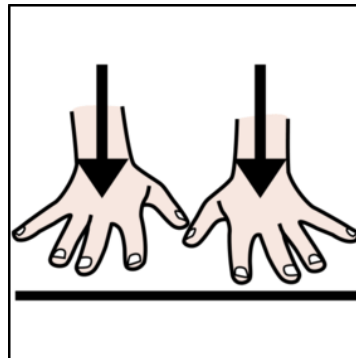

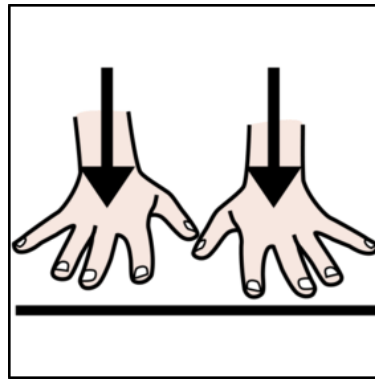


**Peppa**


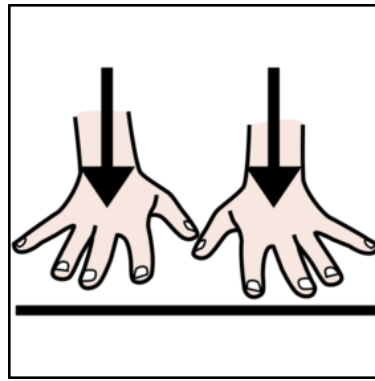
**está**

**asustada**


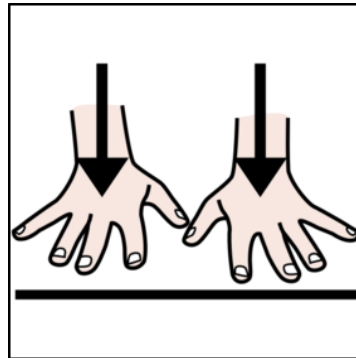
Para pegar con velcro con referencia escrita



Para pegar con velcro sin referencia escrita




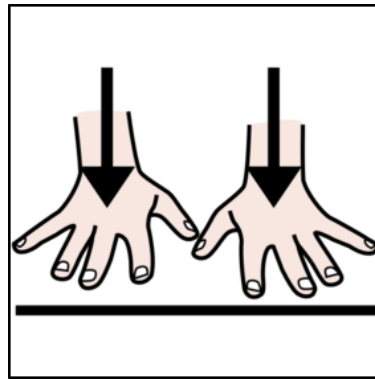
Peppa está sorprendida



Peppa está asustada

Para escribir sobre plantilla con referencia escrita






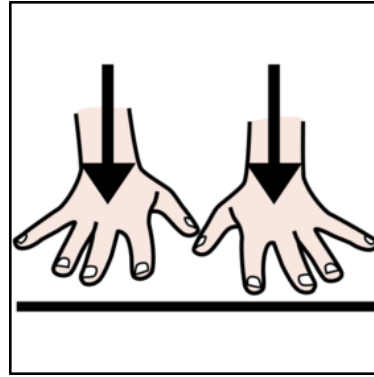
**Peppa**

**está**

**sorprendida**

Para escribir sin plantilla con referencia escrita

Por Amaya Ariz Argaya, Método lectura global. Pictogramas de ARASAAC (<http://arasaac.org>) Imágenes Internet




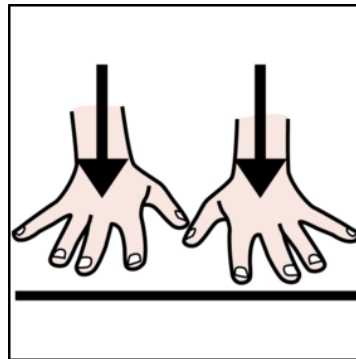

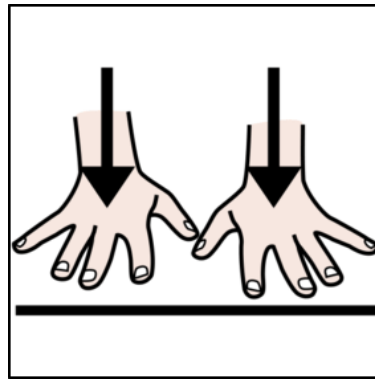
**Peppa**

**está**


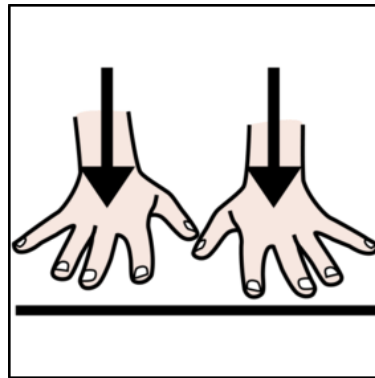
**asustada**

Para escribir sin plantilla con referencia escrita

Por Amaya Ariz Argaya, Método lectura global. Pictogramas de ARASAAC (<http://arasaac.org>) Imágenes Internet




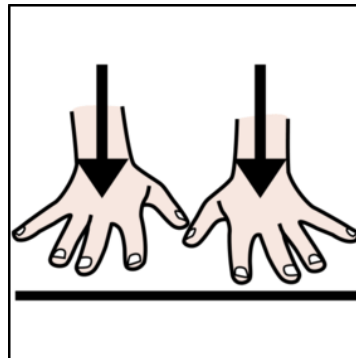
Para escribir sin plantilla y sin referencia escrita



**Peppa**

**está**

**contenta**


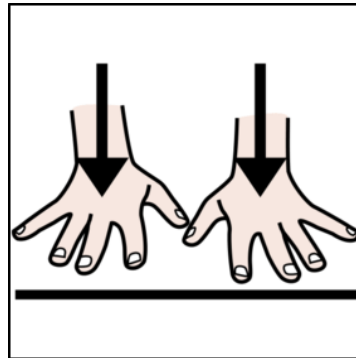

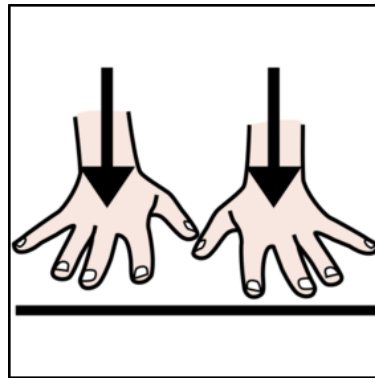


**Peppa**


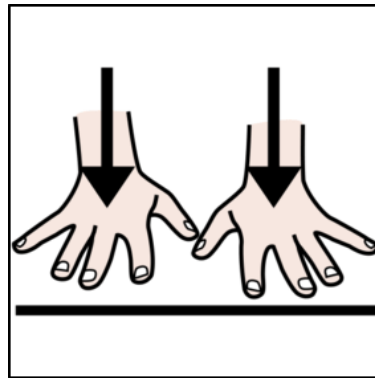
**está**

**enamorada**

Para pegar con velcro con referencia escrita




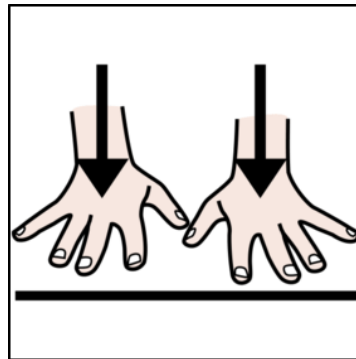
Para pegar con velcro sin referencia escrita



Peppa

está

contenta


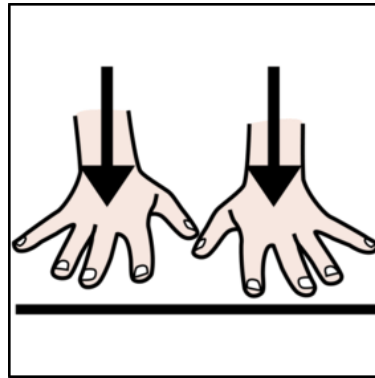


Peppa

está

enamorada

Para escribir sobre plantilla con referencia escrita


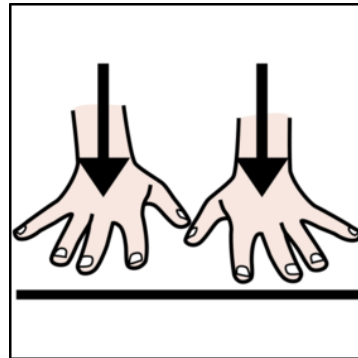


**Peppa**

**está**

**contenta**

Para escribir sin plantilla con referencia escrita



**Peppa**


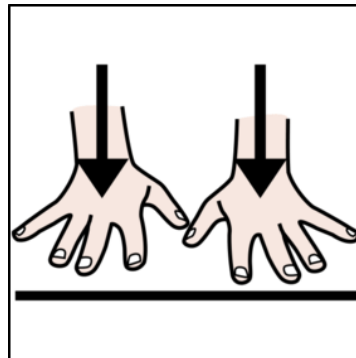

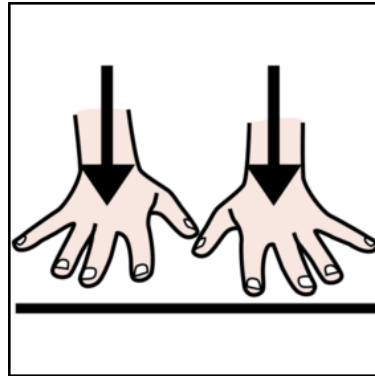
**está**

**enamorada**

Para escribir sin plantilla con referencia escrita

Por Amaya Ariz Argaya, Método lectura global. Pictogramas de ARASAAC (<http://arasaac.org>) Imágenes Internet





Para escribir sin plantilla y sin referencia escrita



**contenta**

**contenta**

**con ten ta**

**con ten ta**

**sorprendida**

**sorprendida**

**Sor pren di da**

**Sor pren di da**

**asustada**

**asustada**

**a sus ta da**

**a sus ta da**

**triste**

**triste**

**tris te**

**tris te**

**enfadada**

**enfadada**

**en fa da da**

**en fa da da**

**enamorada**

**enamorada**

**e na mo ra da**

**e na mo ra da**



**Peppa**

**está**

**triste**

**Peppa**

**está**

**triste**

**Peppa**

**está**

**enfadada**

**Peppa**

**está**

**enfadada**

**Peppa**

**está**

**sorprendida**

**Peppa**

**está**

**sorprendida**

**Peppa**

**está**

**asustada**

**Peppa**

**está**

**asustada**



**Peppa**

**está**

**contenta**

**Peppa**

**está**

**contenta**

**Peppa**

**está**

**enamorada**

**Peppa**

**está**

**enamorada**